



Practice

A. Look at the pictures. Circle the correct word under each.

1.



pot pots

2.



bird birds

3.



toy toys

4.



cub cubs

5.



boy boys

6.



bowl bowls

7.



cart carts

8.



carrot carrots

9.



bear bears

10.



mug mugs

11.



kangaroo kangaroos

12.



car cars

Read the poem below. The describing words in blue are **opposites** of each other.

Mom got us a gift.

Is it **big** or **small**?

Short or **tall**?

Soft or **hard**?

Where did Mom keep it?

To the **left** or **right**?

At the **bottom** or **top**?

High or **low**?

We can't wait to find out

If it's **heavy** or **light**,

Dark or **bright**,


Happy or **sad**.

It's not **hot** or **cold**,

Young or **old**.

It's a shiny new robot,

That's fun to hold.



Here are some more opposites.

fast – slow

first – last

ill – well

dry – wet

open – close

new – old

happy – sad

long – short

fat – thin

Review

A. Look at the first letter of the words.

Write the words in the correct alphabetical order.

1. bat eye cot _____
2. yak van pet _____
3. pear kite lamp _____
4. farm nest rain _____
5. tiger horse water _____

B. Look at the pictures. Fill in the blanks.

1. We have a new _____.
2. I have a toy _____.
3. This is my _____.
4. A _____ is singing.
5. The bird lives in a _____.



C. Underline the naming words.

1. A cat is sleeping on a mat.
2. The gardener comes on Monday and Thursday.
3. Neha likes red balloons.
4. Amit has two sisters.
5. There are many trees, flowers, birds and squirrels in the park.



Practice

A. Complete the sentences using I or you.

1.



Squawk! _____ am a parrot. Who are you?

2.

Hoot! _____ am an owl. _____ want to sleep.



3.



Won't _____ go out and hunt? The sun is so bright!

4.

_____ sleep in the day and hunt at night.



5.



I eat fruit and nuts. What do _____ eat?

6.

_____ eat mice and frogs, and little green birds like you!



7.



Oh! _____ must go now. Bye!

8.

Bye! Now _____ will sleep. Goodnight!






Word Fun

2

Fill in the puzzle with the help of the pictures.

Can you find the hidden words? Write the new words in the purple boxes.

A.

1.  2.  3. 

1.

| | | | |
|--|--|--|--|
| | | | |
| | | | |
| | | | |


| | | |
|--|--|--|
| | | |
|--|--|--|

2.




| | | | |
|--|--|--|--|
| | | | |
| | | | |
| | | | |

3.

| | | |
|--|--|--|
| | | |
|--|--|--|



B.

1.  2.  3. 

1.

| | | | |
|--|--|--|--|
| | | | |
| | | | |
| | | | |


| | | |
|--|--|--|
| | | |
|--|--|--|

2.




| | | | |
|--|--|--|--|
| | | | |
| | | | |
| | | | |

3.

| | | |
|--|--|--|
| | | |
|--|--|--|



C.

1.  2.  3. 

1.

| | | | |
|--|--|--|--|
| | | | |
| | | | |
| | | | |


| | | |
|--|--|--|
| | | |
|--|--|--|

2.

| | | | |
|--|--|--|--|
| | | | |
| | | | |
| | | | |

3.

| | | |
|--|--|--|
| | | |
|--|--|--|



Things you will need



seeds



pot



soil





pebbles



mug of water

Steps to grow a plant



C. Look at the pictures above. Number the sentences in the same order.

- ___ Put the pebbles at the bottom of the pot.
- ___ Put your fingers in the soil and press.
- ___ Put the seeds in the spaces where you pressed the soil.
- ___ Fill the pot with soil.
- ___ Soon green shoots will come out of the soil.
- ___ Water the pot every day.
- ___ Cover all the seeds with soil.
- ___ Flowers will grow in some time.

Grammar Builder



Common
Naming
Word

This is a cat.



Special
Naming
Word

His name is Bob.



Describing
Word

Bob is a grey cat.



Joining
Word

He drinks milk and sleeps on a pillow.



Doing
Words

Bob chases Tiny, the mouse. Tiny hides behind the door.